


Pektu`unan 1

N n



nati

na

ti

nati

n

na

na

n

nati

n	u	a
`	e	i

Pektu`unan 1.1

Puli`an pektu`unay: **N n**

1.

N

n

2.

n	N	i	`	a
e	u	A	I	U

3.

E	`	u	N	n
I	A	u	i	a
ni	nu	na`	na	ne

4.

5.

Ina`	ni	Nani	nanu	inu
ini	inaan	Ana	nana`	una
nia	niu	ini	ni`a	unu
Nina	niin	niin	nini	naa

6.

_____	_____
_____	_____
_____	_____
_____	_____
_____	_____
_____	_____

7.

Nana` ini.

Ina` ni Nani.

Nina aana na.

8.

Pektu`unan 2

T t



tian

tian

tian

t

ti

ti

t

tian

E	t	e	a	n	u
N	u	`	i	a	A

Pektu`unan 2.1

Puli`an pektu`unay: T t

1.



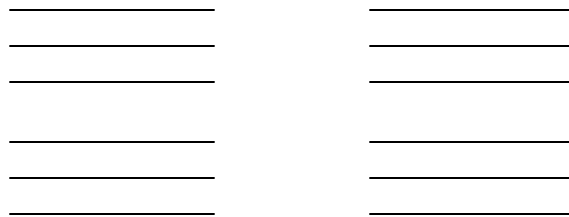
2.

t	T	u	i	n
a	N	E	A	I

3.

tu	na	Ti	Ne	ni`
ni	te	na`	tu`	nu
Ne	Tu	ta	ti	ta`

4.



5.

tina`	nati	nitu	uta`	itu`
tu`u	tian	Nina	tu	tiu`
init	Ina`	uit	Tata`	inu
tai`	ni`a	Nanu	inaan	naa

6.

_____	_____
_____	_____
_____	_____
_____	_____
_____	_____
_____	_____

7.

Nati iin.

Tian ni Ina`.

Ina` ni`a naini.

8.

Pektu`unan 3

M m



mani

ma

ni

mani

m

ma

ma

m

mani

m	u	t	i
a	n	`	e

Ini mani ni Nina.

mani

mani ni

mani ni

mani

Ini mani ni Nina.

Pektu`unan 3.1

Puli`an pektu`unay: **M m**

1.

M

m

2.

m	M	u	I	N
A	n	E	T	a
i	`	t	U	e

3.

me	tu	ma	Ma	ni
mu	ta`	Mu	ni`	Me
Mi	ti	te	mu	mi

4.

_____	_____
_____	_____
_____	_____
_____	_____
_____	_____
_____	_____

5.

mani	tian	nati	Ina`	Mama
nami	mata	ami	mana	metau
amu	mina	muna	mini`	Ama`
inum	tina`	uit	muta`	maita`

6.

_____	_____
_____	_____
_____	_____
_____	_____
_____	_____
_____	_____

7.

Minum ami.

Mauma Nani?

Minita` amu ni Ama`.

8.

Pektu`unan 4

G g



gitu`

gi

tu`

gitu`

g

gi

gi

g

gitu`

e	m	u	n
g	`	a	t

Maitem su gitu` nami.

gitu`

gitu` nami

gitu` nami

gitu`

Maitem su gitu` nami.

Pektu`unan 4.1

Puli`an pektu`unay: **G g**

1.



2.

g	G	A	u	I
T	e	`	a	M
N	i	m	n	t

3.

gu	ma`	Nu	ti	Ga
Gi	Mi	Tu	gu`	ge
Mun	me	Gu	nim	nat

4.

_____	_____
_____	_____
_____	_____
_____	_____
_____	_____
_____	_____

5.

Ama`	mani	gitu`	guma	gaan
tian	gutu	gani	tagu`	ginaa
gata`	guna	gutu	gamit	niug
naug	guni	ganti	ugat	genem

6.

_____	_____
_____	_____
_____	_____
_____	_____
_____	_____
_____	_____

7.

Mesaiti tian mu.

Mitua` i gitu` ni Tata`.

Mauma miguna amu ni Nana?

8.

Pektu`unan 5

L I



lata

la

ta

lata

l

la

la

l

lata

u	t	e	n	l
g	m	a	i	`

Melaga`ig lata.

lata


lata

Melaga`ig lata.

Pektu`unan 5.1

Puli`an pektu`unay: L I

1.



2.

l	L	`	u	i
M	a	e	n	T
g	I	G	m	U

3.

ma	tu	le	me	la
gu`	ga`	ta	li	gu
lam	lu	lug	ma`	te

4.

Two columns of blank handwriting practice lines, each consisting of three horizontal lines.

5.

lana	lima	lata	gulu	telu
lalam	uli`	ulu	ligu`	liag
tali	tulug	lema`	galun	liu
liig	liag	lalam	tai`	lua`

6.

_____	_____
_____	_____
_____	_____
_____	_____
_____	_____
_____	_____

7.

Tinalu` ni Mama meligu` ita
lema`. Naa, migleliag ami.

8.

Pektu`unan 6

B b



bula

bu

la

bula

b

bu

bu

b

bula

l	`	u	t	b	e
n	i	a	g	m	b

Beguig bula ni Bibi.

bula

bula ni Bibi

bula ni Bibi

bula

Beguig bula ni Bibi.

Pektu`unan 6.1

Puli`an pektu`unay: **B b**

1.

B

b

2.

b	B	u	A	e
`	l	i	n	a
M	G	L	U	g

3.

ga	mu	be	bu	ti
gu	li	ba	bi	Be
ba	bun	lan	tu	tun

4.

_____	_____
_____	_____
_____	_____
_____	_____
_____	_____
_____	_____

5.

bula	bilin	tebu	buat	bata`
bibig	balun	baa`	baga	bagal
abunu	gebii	abug	baa	bintana`
gubat	balu	baba`	abu	bala

6.

_____	_____
_____	_____
_____	_____
_____	_____
_____	_____
_____	_____


7.

Baa, mauma binilin ni Nana ig bula tu bintana`?

8.

Pektu`unan 7

S s



silig

si

lig

silig

s

si

si

s

silig

n	s	e	a	m	u
l	b	g	i	t	'

Ain ma su silig?

silig

su silig

su silig


silig

Ain ma su silig?

Pektu`unan 7.1

Puli`an pektu`unay: S s

1.



2.

s	S	u	m	L
a	g	T	i	e
b	n	G	L	N

3.

sa	la	nu	ba	lat
li	su	se	lig	lu`
ma	gu`	Si	mus	na

4.

_____	_____
_____	_____
_____	_____
_____	_____
_____	_____
_____	_____

5.

gusa	silig	masin	gaas	sambat
santa`	suub	susu`	siin	sinilas
gabas	sait	begas	siam	metaas
gastu	tasa	sabun	ma`is	simba

6.

_____	_____
_____	_____
_____	_____
_____	_____
_____	_____
_____	_____

7.

Uit mu su sulu` bu` su sinilas ni Sisa
lema` .

8.

Pektu`unan 8

Ng ng



ngisi

ngi

si

ngisi

ng

ngi

ngi

ng

ngisi

s	l	i	g	a
ng	b	u	n	`

Mesaiti ngisi ni Ina`.

ngisi

ngisi ni Ina`

ngisi ni Ina`

ngisi

Mesaiti ngisi ni Ina '.

Pektu`unan 8.1

Puli`an pektu`unay: Ng ng

1.

Ng

ng

2.

ng	Ng	I	B	u
a	l	t	g	e
m	b	n	t	i

3.

bi	nga	tang	si	ngu
sa	u	lung	lan	lang
li	ngin	sing	ging	ngi

4.

_____	_____
_____	_____
_____	_____
_____	_____
_____	_____
_____	_____

5.

suung	laung	utang	bulan	sising
ngisi	mata	tingeg	bilang	lingin
telinga	bula	genem	gulang	ngalan
bitun	gulu	limus	basa	saging

6.

_____	_____
_____	_____
_____	_____
_____	_____
_____	_____
_____	_____

7.


Laung nu gutung, “Liagan nami maan saging buus.”

Sumimbag sug buu, “Minita` mu bai saging?”

8.

Pektu`unan 9

K k



kama

ka

ma

kama

k

ka

ka

k

kama

b	m	t	a	n	s
e	k	u	i	ng	l

Sanu buuki kama niu?

kama

kama niu

kama niu

kama

Sanu buuki kama niu?

Pektu`unan 9.1

Puli`an pektu`unay: **K k**

1.

K

k

2.

k	K	`	ng	i
a	N	s	u	t
Ng	e	l	M	g

3.

ku	nuk	gu	la	gus
ka`	lak	ki	si	lang
ma	ma	na	bu	ka

4.

5.

manuk	saku	bulak	kama	kusina
kasal	limus	ngalan	bilang	gumanuk
kemet	genem	masi`	ngisi	guskila
gikam	kela`	kanta	bulkan	kulang

6.

_____	_____
_____	_____
_____	_____
_____	_____
_____	_____
_____	_____

7.

Meguskila si Ana bu` si Tita. Binilang
nilan sug balun nilan. Masi` lima siin laak
itu.

8.

Pektu`unan 10

D d



dagat

da

gat

dagat

d

da

da

d

dagat

i	m	u	l	`
d	t	a	e	g

Gembagel sug dagat.

dagat

sug dagat

sug dagat

dagat

Gembagel sug dagat.

Pektu`unan 10.1

Puli`an pektu`unay: **D d**

1.

D

d

2.

d	D	b	u	a
g	i	`	k	n
E	s	G	L	M

3.

de	ga`	se	da	lu
du	mi	la	me	gi
la	gat	da`	gu`	ga

4.

_____	_____
_____	_____
_____	_____
_____	_____
_____	_____
_____	_____

5.

dinaan	sundalu	dua`	dagat	delaga
gadi`	sangka`	ngudan	delabung	guskila
simba	tinda	tindu`	migladu	lumidu
nda`	dila`	dialem	Sabadu	bilang

6.

_____	_____
_____	_____
_____	_____
_____	_____
_____	_____
_____	_____


7.

Migladu si Sisa kelabung. Ndi` iin mekedunut dinaan. Mabu` dua` da ami ni Isis sumimba matengi Duminggu.

8.

Pektu`unan 11

Pp



patu

pa

tu

patu

p

pa

pa

p

patu

n	p	s	d	i
l	t	a	u	k

Liagan ku su patu.

patu

su patu

su patu

patu

Liagan ku su patu.

Pektu`unan 11.1

Puli`an pektu`unay: **P p**

1.

P

p

2.

p	P	Ng	K	u
`	d	e	a	B
L	u	g	i	M

3.

pun	la	gi	pi	pis
pes	du	pu	sed	da
si	sung	pi`	tu	su

4.

_____	_____
_____	_____
_____	_____
_____	_____
_____	_____
_____	_____

5.

patu	paat	pili`	kapitan	pusung
paan	lapis	pundu	piliti	petail
pula	atep	ndi`	sapa`	pinggan
puti`	apu`	pulu`	pitaka	gempia

6.

_____	_____
_____	_____
_____	_____
_____	_____
_____	_____
_____	_____

7.

Nda` ilan mekeglemet pu` migdupi` ma.
Misebu` gupia su nga gembata`. Laak,
minamal ilan megbasa bu` mektu`un. Naa,
gembibu ilan gupia.

8.

Pektu`unan 12

Y y



yuyu

yu

yu

yuyu

y

yu

yu

y

yuyu

b	u	p	n	d
a	ng	l	s	y

Begayan ku ya`a yuyu.

yuyu

ya`a yuyu

ya`a yuyu

yuyu

Begayan ku ya`a yuyu.

Pektu`unan 12.1

Puli`an pektu`unay: Y y

1.



2.

y	Y	p	D	a
b	i	`	s	d
ng	u	l	N	e

3.

be	yu	ga	gay	buy
pa	ya`	ngay	ba	ung
puy	lay	yad	yu	yung

4.

_____	_____
_____	_____
_____	_____
_____	_____
_____	_____
_____	_____

5.

yuyu	bebat	pangay	gempia	pinggan
balay	suub	ya`ung	metaas	payung
gapuy	giyem	giyem	bitun	sumabay
payas	Sabadu	titenga`	kulang	pangay

6.

_____	_____
_____	_____
_____	_____
_____	_____
_____	_____
_____	_____

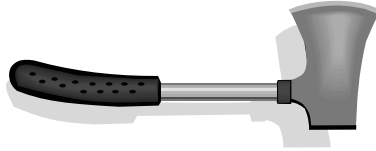
7.

Suminaluy lima buuk yuyu si Nana. Dayun, begayen tu nga gembata`. Laak mibeleng su sala buuk yuyu. Nda`en na maita`.

8.

Pektu`unan 13

W w



wasay

wa

say

wasay

w

wa

wa

w

wasay

b	u	p	n	d
a	ng	l	s	y

Suminaluy iin wasay.

wasay

iin wasay

iin wasay


wasay

Suminaluy iin wasay.

Pektu`unan 13.1

Puli`an pektu`unay: **W w**

1.



2.

w	W	k	Y	I
d	A	u	e	`
b	M	T	n	i

3.

wa	wi	wag	lu	gaw
wu	sa	was	ka	say
ta	la	ya	ngaw	yaw

4.

_____	_____
_____	_____
_____	_____
_____	_____
_____	_____
_____	_____

5.

walu	bedung	wasay	gendaw	langaw
yawi	Martis	getew	babuy	ya`ung
sunday	kwinta	petail	liwati	pangay
sapa`	tunaw	labaw	kalabaw	Duminggu

6.

_____	_____
_____	_____
_____	_____
_____	_____
_____	_____
_____	_____

7.

Mingaduy si Bibi pu` milingawanen su wasay ditug balay. Minuli' si Dada' adun elapenen su wasay. Bena` minateng iin ditu, nda`en masi` ma`uit su yawi. Naa, nda`en malap su wasay.

8.

Pektu`unan 14

R r



radyu

ra

dyu

radyu

r

ra

ra

r

radyu

d	u	n	i	m
a	y	r	s	t

Duun radyu ditu mutur.

radyu

radyu ditu

radyu ditu

radyu

Duun radyu ditu mutur.

Pektu`unan 14.1

Puli`an pektu`unay: **R r**

1.

R

r

2.

r	R	y	P	i
a	`	d	g	w
m	e	g	u	N

3.

ti	rus	la`	rad	dur
yu	ke	ri	te	li
nga	ni	ra	ka	lu

4.

_____	_____
_____	_____
_____	_____
_____	_____
_____	_____
_____	_____

5.

rilu	mutur	Birnis	tinidur	kelabung
ruska	ya`ung	ditaas	radyu	nda`idun
diniin	sapaw	lumidu	timbang	mpanaw
atep	sangku`	dialem	Lunis	gegdan

6.

_____	_____
_____	_____
_____	_____
_____	_____
_____	_____
_____	_____

7.

Si Agdinu suminakay nug diplanu kelabung pangay tu Samar. Dagid mendek iin pu`nda` pa mitagam dun. Liagenen suminakay mutur laak.

8.

Instruction for primer:

A. Key lesson

Keyword

- Point and sound the symbol to be taught
- Point to the picture and introduce it.
- Point and say the word under the picture.
- Point and say the syllables of the word. Clap hands as you read it.

Breaking and making of the key word

Point and say the word, syllable and symbols on the left. Follow the reading plan in reading this.

Point and say the word, syllable and symbols on the right. Follow the reading plan in reading this.

Building of words/sentences

Read the symbols written on the box by following the reading plan.

Ask students to form any word using the symbols on the box. If students are unable to form, the teacher dictates the symbol and asks the student to point it. Then, the teacher dictates another symbol to form one single word.

B. Review lesson

1. Writing

- Teacher demonstrates the writing of the symbols on the blackboard.
- Teacher asks some volunteers to write on the board.
- Teacher asks students to write the symbols on their workbook.

2 & 3. Reading of symbols/building of symbols

T asks to read the symbols written on the box using the reading plan, left to right, top to bottom, anywhere.

Ask students to form any word using the symbols on the box. The T writes the symbol on the board. (If students are unable to form, the teacher dictates the symbol and asks the student to point it. And then the T writes it on the board.)

Using the reading plan, the words being formed are read.

4. Writing

T dictates words/sentences and Ss write on their workbook.

5. Reading of words

T asks to read the words written on the box using the reading plan, left to right, top to bottom, anywhere.

6. Dictation of word

7. Reading of sentences/story (Use reading plan)

8. Dictation of sentence

Lesson 1.1: N, n

Words to use:

2. Ina`, nana`, ini, niin, nanu, ni, inu, naa, inaan, unu, niu, nia, ni`a, nini, unaan
3. Ina`, nana`, ini, niin, nanu, ni, inu, naa, unu, nini, ni`a
4. Ina`, nanu, naa, ini
6. Ina`, ini, ni`a, nanu
8. Ina` ni Nani.

Lesson 2.1: T, t

Words to use:

2. nati, nitu, init, tian, uit
3. tina`, nati, nitu, nanu, ni, nanu
4. nati, tina`, init, nanu
6. nati, Ina`, init, nanu, ni`a
8. Tian ni Ina`.

Lesson 3.1: M, m

Words to use:

2. mani, mana, Mama, nami, minita`, ami, amu, inum, mumu, mina, muna, mata, Ama`, muta`, nami, item, amut, ama`, maa`, maita`, mauma, mini`, metua`, metau, nanam.
3. mani, Mama, mumu, muta`
4. nati, mani, mama, amu
6. mama, mana, mani, Ama`
8. Minum ami.

Lesson 4.1: G, g

Words to use:

2. gitu`, gata`, gamit, guma, gani, guna, guni, tagu`, ganti, genem, niug, ginaa, gaan, naug, gutu, gaan
3. genem, Gaga, gata`, gitu`, gamit
4. gitu`, Ama`, gamit, gata`
6. mani, niug, gitu`, gutu
8. Mauma miguna amu ni Nana?

Lesson 5.1: L, l

Words to use:

2. lata, lala, telu, lima, lema`, gulu, lalam, tulug, meligu`, melega`
3. melega`, lalam, lala, lema`, gulu, meligu`,
4. lima, gitu`, lata, meligu`
6. lata, telu, meligu`, Ama`
8. Meligu` ita lema`.

Lesson 6.1: B, bWords to use:

2. bula, balu, abu, abunu, baa`, bala, balun, abug, бага, bagal, bulan, bibi, bibig, begu, bibu, gebii, gabun, libun, gubi, baba`
3. bitun, bibi, bulan, бага, bulan, begu, bibu, gabun, libun, gubi
4. bula, gabun, bitun, baba`
6. abunu, balu, bala, bula
8. Binilin ig bula.

Lesson 7.1: S, sWords to use:

2. sanu, sembag, siin, masin, buus, basa, simana, simba, siam, sigi, sugba
3. sanu, silig, sili, salig, sugu`, sulu`, sela, sulat, limus, lisu
4. silig, sulu`, bula, sulat
6. gusa, susu`, metaas, silig
8. Sinilas ni Sisa.

Lesson 8.1: Ng, ngWords to use:

2. ngalan, ngisi, nga, bengel, betang, tubung, utang, telinga, timbang, tingeg, langit, gutung, bagting, mangga, gunting, lingin, mibeleng, bunga, bulung, ulang, tutung, tingeg, titenga`, langeb, libuleng, limangu, limbung, lingin, lubang, bilang, laung, tentung
3. ngalan, utang, sising, saging, silung, linging, bilang,
4. ngisi, sising, bilang, silung
6. bitun, suung, lignin, bilang
8. Minita` nami su saging.

Lesson 9.1: K, kWords to use:

2. Kia`, kikik, kulang, kitu, ukit, asukal, guskila, tangkung, saku, sangka`, sengku`, sanggi`, singku, suka`, sukli`, sukal, liku`,
3. manuk, kama, bulak, gumanuk, kulang, langka`,
4. ngisi, manuk, kama, kulang
6. gumanuk, limus, ngisi, kusina
8. Lima siin laak itu.

Lesson 10.1: D, dWords to use:

2. dugi, daan, Dada`, dinaan, daniu, dini, dua`, dugu`, daun, gadi`, galad, anud, kadina, kindi
3. delaga, dagat, dugi, dugu`, melaga`, lumidu,
4. lumidu, dagat, dugu`, melaga`
6. sundalu, ngudan, Sabadu, bilang
8. Migladu si Sisa.

Lesson 11.1: P, pWords to use:

2. paa, padi`, piid, pudu, apu`, dupi` ,
3. sipun, punda, pusung, pused, pisu, dupi` , gipes, lapis
4. patu, dupi` , pisu, lapis
6. paat, pitaka, apu` , patu
8. Mbibu ilan gupia.

Lesson 12.1: Y, yWords to use:

2. yuyu, bayad, balay, pangay, babuy, sabay, payas, ya`ung
3. begay, bayad, yuyu, balay, pangay, babuy, gapuy, payung, ya`ung
4. balay, babuy, gapuy, yuyu
6. payas, bebat, giyem, payung
8. Mibelengi yuyu.

Lesson 13.1: W, wWords to use:

2. wasay, sayaw, walu, lawas, kalabaw, labaw, laway, linaw, liwat, liwati, lunaw, sawa, sinaw, sulaw,
3. wasay, sayaw, walu, kagaw, yawi, langaw, lawas, sawa
4. yawi, lawas, wasay, walu
6. ya`ung, kwinta, bedung, Martis, Domingo
8. Milingawan ni Bibi su wasay.

Lesson 14.1: R, rWords to use:

2. radyu, rilu, mutur, dupi` , walu, dugi, barku
3. tinidur, rilu, ruska, radyu, telinga
4. rilu, mutur, barku, radyu
6. Birnis, mipanaw, ruska, tinidur
8. Suminakay iin mutur pangay tu Samar.

To the teacher,

This primer workbook *Mekegbasa naita* has been prepared to teaching children some basic literacy skills. It contains 14 lessons. Some lessons are taught all in one day and others are taught over 3 or 4 days. The instructions can be found at end of lesson 14.1. You may include other teaching techniques you may know which may facilitate faster learning.

Subanen Pronunciation:

When reading the Central Subanen dialect, please observe the following rules:

1. Pronounce **e** as the sound in the Subanen word for "clothing" penepeten.
2. Pronounce the apostrophe (') as the (^) in Filipino: "child" bata', "wedding" bela'i.
3. Pronounce **ai** as the sound in the Subanen word for "bolo" pais, "raft" gait, "bitter" gempait.
4. Pronounce **au** as the sound in the Subanen word for "leaf" daun.
5. Pronounce double vowels as the sound in the Subanen words for "floor beam" baad, "mute" beed, "fish eggs" biid, and "truth" tuud.

MEKEGBASA NAITA

WE CAN READ

SUBANEN IS DONE BY:
RONEL A. EMBLAN

ILLUSTRATIONS ARE DONE BY:
ALJON L. EMBLAN

PICTURES ARE TAKEN BY:
NOVELITA LUMANSAY



TRANSLATORS ASSOCIATION OF THE PHILIPPINES
PUBLISHERS
2009

Published
by the
Translators Association of the Philippines
Manila, Philippines

If there are other organizations or agencies who would like to copy or adapt this book, we request that permission first be obtained by writing to:

Translators Association of the Philippines, Inc.
#3 Don Diosdado St., Don Enrique Heights,
Commonwealth Avenue, Quezon City

Or

Central Subanen Literacy Association
c/o Lynne de Guzman-Pina
Goleo, Sindangan, Zamboanga del Norte

We wish to express appreciation to InterAct/
SIDA (Swedish International Development Agency)
for their assistance in the production of this publication.

Central Subanen Primer Workbook
First Printing
2009

ISBN: 978-971-8604 — —

Printed in Dipolog City
Young Printing Press

MEKEGBASA NAITA

WE CAN READ



Central Subanen